


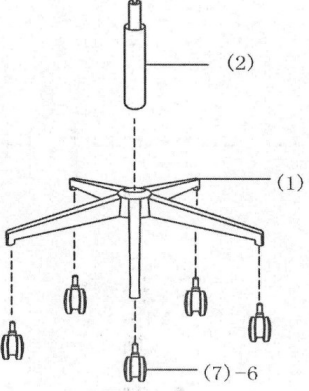
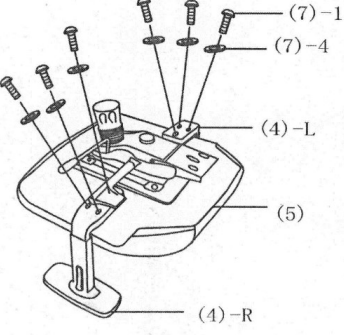
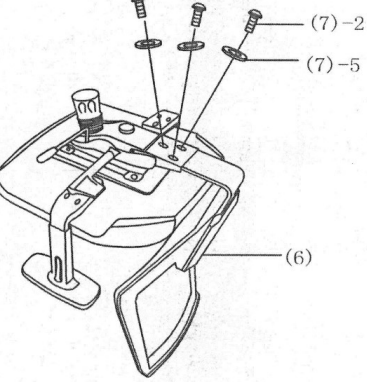












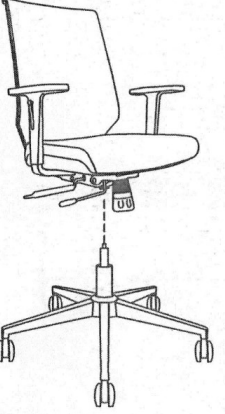
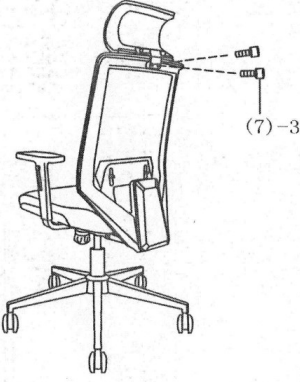


Assembling instruction / Návod k montáži

EDGE

(1) Base	(2) Gas Column	(3) Headrest	A	B	C
 Báze	 Pist	 Podhlavník			
 Područky R	 Sedák	 Opěrák			
<p>(7)</p> <p>1.  x6 (6x35)mm</p> <p>2.  x3 (8X16)mm</p> <p>3.  x2 (6X20)mm</p> <p>4.  x6 6X13mm</p> <p>5.  x3 8mm</p> <p>6.  x5 8.  x1 5mm</p> <p>7.  x1 9.  x1 6mm</p>			<p>D</p> 	<p>E</p> 	<p>F</p> 